

Chloropidae (Diptera) of Turkey with descriptions of new species and new records

EMILIA P. NARTSHUK

Zoological Institute of the Russian Academy of Sciences, Universitetskaya nab 1,
199034 St. Petersburg. E-mail: chlorops@zin.ru

ABSTRACT

A list of Chloropidae from Turkey is provided, containing 64 species from 31 genera and 4 subfamilies. Three species are described as new. Two additional species were only identified to genus level. Twelve species are listed based only on literature data. Most species (40) are recorded from Turkey for the first time.

KEYWORDS: Diptera, Chloropidae, Asia Minor, Turkey, new species, new faunistic data

INTRODUCTION

Grass flies of the family Chloropidae (Diptera, Cyclorrhapha) of Turkey are insufficiently studied, and only 21 species have been recorded to date. Loew (1858) described 3 species: *Oscinis brevirostris* (now *Aphanotrigonum cinctellum* (Zetterstedt)), *O. marginata* (now *Polyodaspis ruficornis* (Macquart)) and *Crassiseta megaspis* (now in *Elachiptera*). He also cited Constantinopolis as type locality for the two former species and Asia minor for the latter species. Becker (1912) described *Chlorops pallidior* from Asia Minor. Duda (1932–1933) recorded *Oscinimorpha albisetosa* Duda, *Chlorops fasciatus* Meigen and *Thaumatomyia sulcifrons* Becker from Asia minor, Lodos (1957) recorded *Oscinella frit* (Linnaeus) as *Scatopse nigra*, but his drawings of the fly, including its wing, beyond question refer to *O. frit*. This species was mentioned by Özer (1976) as well. Lessman (1962), who studied pests of cones of *Ceder libani*, found larvae of a fly, which he did not name (see comments below under *Hapleginella laevifrons* (Loew, 1858)). Dely-Draskovits (1981) and Deeming (2011) recorded *Aphanotrigonum femorellum* Collin, and Beschovski (1974) recorded *Dicraeus discolor* Becker. Giray (1980, citing Iyriboz and Ileri, 1942) recorded *Chlorops pumilionis* (Bierkander). Only 8 species were listed in the Catalogue of the Palaearctic Region (Nartshuk, 1984): *Aphanotrigonum cinctellum* (Zetterstedt) [as *brevirostris*], *Dicraeus discolor* Becker, *Elachiptera megaspis* (Loew), *Lasiosina littoralis* Becker, *Polyodaspis ruficornis* (Macquart), *Melanum laterale* (Haliday), *Thaumatomyia notata* (Meigen) and *Chlorops pallidior* Becker. Deeming (1998), Civelek (2002), and Civelek and Tezcan (2005)

recorded *Oscinella nartshukiana* Beschovski, and Civelek (2005) recorded *Elachiptera bimaculata* Loew. Deeming (2006) described *Scoliophthalmus civeleki* Deeming, and Nartshuk (2006) described *Lasiosina deviata* Nartshuk from Turkey. Koçak et al. (2009) recorded *Lasiambia albidipennis* (Strobl). Ozerov (2009) described *Meromyza filippovi* Ozerov from the European part of Turkey. Only two species, *Scoliophthalmus civeleki* and *Elachiptera bimaculata*, are included in a Turkish checklist of Koçak and Kemal (2009). Last but not least, Deeming (2011) identified *Sabroskyina aharonii* (Duda) from Turkey for the first time.

MATERIAL AND METHODS

A total of 223 specimens were studied originating from 4 collections. Most of the material (172 specimens) was collected by N.E. Vikhrev (NV), M.G. Krivosheina (MK), A.L. Ozerov (AO) and K.P. Tomkovich (KT) in southern Turkey, in or nearby resorts (e.g., Antalya) during the last decades, and most of the specimens from this material are kept in the collection of the Zoological Museum of Moscow University in Moscow (ZMUM). Some specimens (19) were collected by A. Freidberg, A.L.L. Friedman and H. Ackerman (FFA) in southeast Turkey (near Antakya) in 2000, and most of the specimens from this material are kept in the collection of Tel Aviv University in Israel (TAUI). Five specimens were collected by M.G. Volkovich (MV) and 21 specimens, collected by A.Ö. Koçak and L. Gültekin, are kept in the collection of the Zoological Institute of the Russian Academy of Sciences in St. Petersburg (ZIN). Six specimens are from the collection of the Zoologische Staatssammlung München (ZSM) in Germany and kept there. Some species from ZMUM were determined by N.E. Vikhrev and A.L. Ozerov.

For most species, **Material Examined** and **Distribution** sections are given first, followed by a **Comments** section, mostly devoted for biological information. For species described from Turkey or known from there, for which no specimens were available for this study, the relevant reference is given immediately below the species subheading. Species recorded for the first time from Turkey are marked by an asterisk.

Terminology follows essentially McAlpine (1981). Abbreviations used in this article are: env.—environs, prov.—province, reg.—region, Rt.—route, spm—spms—specimen, specimens.

ANNOTATED LIST OF SPECIES

SUBFAMILY SIPHONELLOPSINAE

**Apotropina longepilosa* (Strobl, 1893)

Material Examined

Antalya: reg. Korpu (37,075°N, 31,232°E), 10.ix.2009 (N. Dvoretzkaya), 1♀; Hatay prov., Samandag env., 14–16.iv.2010 (NV), 1♂.

Distribution

Widely distributed in the southern Palaearctic Region from Europe to Russian Far East and Mongolia.

****Siphonellopsis lacteibasis* Strobl, 1906****Material Examined**

Hatay prov., Çivlek env. (36,074°N, 35,953°E), 16.iv.2010 (NV), 4♂, 6♀; Antalya, Side, Lake Titreyen, 36,756670°N, 31,455069°E, 2.iv.2008 (MK, AO), 1♂.

Distribution

From southern Europe and North Africa to Central Asia.

SUBFAMILY RHODESIELLINAE****Rhodesiella plumiger* (Meigen, 1830)****Material Examined**

Adapazari reg. Karasu, 9.v.2009 (NV), 1♂.

Distribution

A widely distributed eurasian species, known from Europe to Far East Russia.

Comments

Flies of this species usually occur in deciduous forests, among shrubs. The species was bred once from a mushroom (Khalidov, 1984).

***Scoliophthalmus civeleki* Deeming, 2006**

Deeming, 2006: 85—Muğla, Koyceğiz, streamside grasses and *Phragmites*

Distribution

This species was described from Turkey.

SUBFAMILY OSCINELLINAE****Aphanotrigonum bicolor* Nartshuk, 1964****Material Examined**

Antalya: ruins of Side near Selimye (36,767178°N, 31,394821°E), 25.ix. 2007 (AO), 1♂; Side, sand dunes, 3.iv.2008 (NV), 1♂; ruins of Seleukela near Şişeler (36,871752°N, 31,475023°E), 4.iv.2008 (AO, MK), 1♀.

Distribution

Southern Palaearctic Region, from Hungary to Central Asia.

Comments

The male collected on 25.ix. is colored as described in Nartshuk (1964), with postpronotum yellow. The male collected on 3.iv. has gray postpronotum similar to the other parts of the thorax. The terminalia of both specimens are identical.

***Aphanotrigonum cinctellum* (Zetterstedt, 1848)**

Loew, 1858: 60 (as *Oscinis brevirostris* Loew, 1858, a junior synonym)

Distribution

A transpalaearctic species, known from Europe and North Africa to China.

***Aphanotrigonum femorellum* (Collin, 1946)**

Dely-Draskovits, 1981: 124—Turkey. Deeming 2011: 785—Turkey.

Material Examined

Antalya: ruins of Side near Selimye (36,767178°N, 31,394821°E), 25 and 27.ix.2007 (AO), 2♀, 3♀; E from ruins of Side near Selimye (36,769991°N, 31,429487°E), 2.iv.2008 (AO, MK), 1♂; Side, Lake Titreyen (36,756670°N, 31,455069°E), 27.ix.2007 (AO, NV), 1♂, 2♀; Side, sand dunes, 27.ix.2007 (NV), 2♀; Ruins of Seleukela near Şişeler (36,871752°N, 31,475023°E), 4.iv.2008 (MK, AO), 1♀; Adapazari reg., near Kaeasu, 27.viii.2009 (NV), 1♀.

Distribution

A widely distributed but rare Palaearctic species, known from Europe and North Africa to Oman and Mongolia.

Comments

Von Tschirnhaus (1981) recorded the grasses, *Puccinella maritima* (Huds.) Parl. and *Festuca rubra* L., as larval host plants.

****Conioscinella frontella* (Fallén, 1820)****Material Examined**

Manavgat, forest, 25.v.2008 (NV), 1♂.

Distribution

A widely distributed Palaearctic species, known from Europe to Israel and Mongolia.

Comments

The larvae are phytophagous, developing in shoots of different grasses (Poaceae).

Conioscinella sp.

Material Examined

Gözne, 30 km N Mers, 500–1000 m, 11.v.2000 (FFA), 1 spm.

Dicraeus discolor Becker, 1910

Beschovski, 1974—Asia Minor; Nartshuk, 1984: 258—Turkey.

Distribution

This species is known from Bulgaria, the southern European part of Russia, and Asia Minor.

Comments

The larvae are probably phytophagous, developing in seeds of grasses (Poaceae), like other species of the genus; the host plant is unknown.

**Dicraeus raptus* (Holiday, 1838)

Material Examined

Antalya, Side, sand dunes, 2.iv.2008 (NV), 2♀.

Distribution

This species was recorded from West Europe and only the Crimea in East Europe.

Comments

The larvae are phytophagous, associated with *Bromus ramosus* Huds. (Ismay, 1981) and probably with other *Bromus* species (Poaceae).

**Dicraeus tibialis* (Macquart, 1835)

Material Examined

Antalya: E from ruins Side near Selimyie (36,769991°N, 31,429487°E), 2.iv.2008 (AO, MK), 2♂, 1♀; Side, sand dunes, 2.iv.2008 (NV), 3♂, 4♀.

Distribution

An holarctic species, found recently also in New Zealand (Ismay, 1991).

Comments

The larvae are phytophagous, feeding in unripe seeds of *Bromopsis inermis* Leyss., *B. erectus* Huds. and *Helictotrichon pubescens* (Huds.) Pilg. (Poaceae) (Nartshuk, 1967).

Dicraeus* sp.*Material Examined**

Rt 400, Büyükeceli, 50 km SW Silifke, 12.v.2000 (FFA), 1♀.

Comments

As there is only a single female available, species identification is impossible.

***Elachiptera bimaculata* (Loew, 1858)**

Civelek and Tezcan, 2005—Turkey.

Material Examined

Antalya: ruins of Side near Selimyie (36,767178°N: N, 31,394821°E), 31.iii.2008 (AO, MK), 1♀; ruins of Side (36,988600°N, 30,983834°E), 1.iv.2008 (AO, MK), 1♀; Side, sand dunes, 17 and 23.ii.2008 (NV), 1♂, 1♀.

Distribution

Southern Europe, Canary Islands, Madeira, Israel.

****Elachiptera cornuta* (Fallén, 1820)****Material Examined**

Antalya, near Lake Titreyen, 36,761420°N, 31,449875°E, 5.x.2007 (AO), 1♀; Antalya, Lake Titreyen, 26.iii.2007 (NV), 1♂.

Distribution

Widely distributed in the Palearctic Region, from Europe to China.

Comments

Usually specimens of this species have a black ocellar triangle, but the examined specimens have a yellow ocellar triangle. They also have two dusted stripes on scutum along dorsocentral lines in contrast to *E. rufifrons* Duda, which has a yellow ocellar triangle but a wide dusted stripe in the middle of the scutum (Nartshuk, 2003).

The larvae are phytosaprophagous, developing in rotting tissue of plants.

***Elachiptera megaspis* (Loew, 1858)**

Loew, 1858: 74—Asia minor.

****Elachiptera rufifrons* Duda, 1932****Material Examined**

Side, near Titreyen Lake, 30.iii.2008 (NV), 1♂.

Distribution

Southern Eurasian species, known from Spain to China.

Comments

The larvae are phytophagous or phytosaprophagous, and they were reared from shoots of rice in Spain (Batalla, 1978).

****Hapleginella laevifrons (Loew, 1858)*****Material Examined**

Antalya: near Ihsanlıye (37,001421°N, 30,821684°E), 2.x.2007 (AO), 1♀; SE Manavgat (36,747663°N, 31,471777°E), 30.ix.2007 (AO), 2♀; ruins of Side near Selimiyie (36,767178°E, 31, 9482°E), 25.ix.2007 (AO), 1♂; ruins of Sillyon (36,988600°N, 30,98383°E), 2.x.2007 (AO), 2♀; ruins of Seleukeia near Şişeler (36,871752°N, 31,475023°E), 29.ix.2007 (AO), 2♀.

Distribution

A Eurasian species, known from the British Isles to Far East Russia.

Comments

The larvae are saprophagous and/or necrophagous, developing in cones of different coniferous trees (*Pinus*, *Picea*, *Abies*, *Larix*) infested by other insects, and can develop in other parts of coniferous trees, such as in rotting central shoot of *Pinus sibiricus*, that yielded this species in the Leningrad province (Northwest Russia).

A fly mentioned by Lessman (1962), the larvae of which fed on the scales of the cones and mined radiating tunnels inside the seeds of *Ceder libani* in Dargaz and Sütleğen, probably belongs to this species.

Lasiambia albidipennis (Strobl, 1893)

Koçak et al., 2009: 247—Turkey.

Material Examined

Kizilcahamam-Ankara, on *Heracleum platytaenium* Boiss., 2.vii.2007 (Koçak), 17 spms.

Distribution

This species is known from southern Europe, Kazakhstan, and Asia Minor.

Comments

The larvae are saprophagous and necrophagous, living in stems of *Heracleum platytaenium* Boiss., damaged by *Lixus recurvus* Olivier (= *nordmanni* Hochhuth) (Curculionidae) and *Melanagromyza heracleana* Hering (Agromyzidae) and in corpses of *Lixus* (Koçak et al., 2009; they wrongly cited Zlobin instead of Hering as author of the leaf-mining fly).

****Lasiambia brevibuca* (Duda, 1933)**

Material Examined

Antalya, ruins of Sillyon (36,988600°N, 30,983834°E), 2.x.2007 (AO), 1.iv.2008 (AO, MK), 2♀.

Distribution

This species was previously known only from Europe.

Comments

The larvae develop in rotten wood, sap flows of damaged trees, bracket fungus and in root holes (Allen, 1981; Godfrey, 1998; Ismay, 2000; Georgiev et al., 2004, Barklay, 2005).

****Lasiochaeta pubescens* (Thalhammer, 1898)**

Material Examined

Antalya: Lake Titreyen (36,756670°N, 31,455069°E), 27.ix.2007 (AO), 3♂, 2♀; near Lake Titreyen (36,761420°N, 31,449875°E), 5.x.2007 (AO), 3♂, 2♀; Side, sand dune, 24.v.2008 (NV), 1♂.

Distribution

Common and widely distributed species in the southern Palearctic Region, from Azores and Madeira to Afghanistan, recently spreading as north as England and Northern Germany.

****Lipara lucens* Meigen, 1830**

Material Examined

Antalya, Lake Titreyen (36,756670°N, 31,455069°E), 3.iii.2008 (AO, MK), 1♂.

Distribution

A Eurasian species, occurring on *Phragmites* from Europe to Japan, found also in North America, where considered to be an immigrant (Sabrosky, 1958).

Comments

The larvae live in top galls on common reed (*Phragmites australis* (Cav.) Trin. ex Steud.).

***Oscinimorpha albisetosa* Duda, 1932**

Duda, 1932: 47—Kleinasien. Turkey; omitted in Nartshuk (1984).

Distribution

A Eurasian species, known from Europe to Yakutia and Mongolia.

****Oscinimorpha arcuata* (Duda, 1932)**

Material Examined

Antalya, Side, sand dune, 24.v.2008 (NV), 1♂.

Distribution

A west-palaearctic species, known from Great Britain to Israel, and common in southern Europe.

****Oscinimorpha longirostris* (Loew, 1858)**

Material Examined

Rt 32–26, 55 km S Eğirdir, 800 m, 6.v.2000 (FFA), 1♀.

Distribution

A mediterranean species, known from the Canary Islands, southern Europe, and North Africa to Israel.

****Oscinimorpha novakii* (Strobl, 1893)**

Material Examined

Antalya, Sillion ruins, 26.v.2008 (NV), 1♂.

Distribution

A mediterranean species, known from the Canary Islands, southern Europe to Israel.

***Oscinella (Oscinella) frit* (Linnaeus, 1758) (The frit fly)**

Lodos, 1957: 6 (as *Scatopse nigra*); Özer 1976: 3–4.

Material Examined

Antalya: near airport, 16.ii.2008 (NV), 4♂, 5♀; Manavgat, pine forest, 19.ii. and 4.iv.2008 (NV), 1♂, 2♀; Lake Titreyen (36,756670°N, 31,455069°E), 27.ix.2007 (AO), 2♀; ruins of Seleukeia near Şişeler (36,871752°N, 31,475023° E), 4.iv.2007 (AO, MK) 1♀; ruins of Side near Selimye (36,767178°E, 31,39482°E), 26.ix.2007 (AO), 1♂, 1♀; Side, sand dunes, 19.ii.2008 (NV), 1♂, 1♀; SE of Manavgat (36,747662° N, 31,471777° E), 30.ix.2007 (AO), 2♂; Pasture Akseki, 1759 m, 27.ix.2007 (NV), 1♂.

Distribution

A widely distributed species (or group of closely related species), recorded from the Holarctic, Afrotropical, and Oriental Regions.

Comments

The larvae are phytophagous, developing in shoots and seeds of cereals: wheat, barley, rye, oat, and in shoots of many wild grasses. A well known pest of cereals.

****Oscinella (Oscinella) maura (Fallén, 1820)***

Material Examined

Antalya, N of Manavgat (36,836918°N, 31,474030°E), 29.ix.2007 (AO), 1♂; Antalya, Kurshunlu, 27.v.2008, (NV), 1♂; Rt 32–26, 55 km S Eğirdir, Candir, 200–400 m, 6.v.2000 (FFA), 1 spm.

Distribution

This species is known from Europe, Siberia, the Caucasus, and Iran.

Comments

The larvae are phytophagous, living in shoots of the grass, *Dactylis glomerata* L. (Poaceae).

Oscinella (Cyclocercula) nartshukiana Beschovski, 1978

Civelek, 2002—Turkey, Ismir Province.

Distribution

This species was described from Bulgaria and is widely distributed in Africa.

Comments

This species has a great agricultural importance in infesting sorghum seedlings, millet, maize, wheat and barley, many of which had already been attacked by the muscid shoot fly, *Atherigona hyalipennis* van Emden, and *A. soccata* Rondani. It develops in shoots of many wild grasses as well (Deeming, 2003).

****Oscinella (Oscinella) nitidigenis Becker, 1910***

Material Examined

Antalya, ruins of Seleukeria near Şişeler (36,71152°N, 31,475023°E), 4.iv.2008 (AO, MK), 1♀.

Distribution

A southwestern Palaearctic species, known from the Canary Islands and Europe to Israel; it is also known from Cape Verde Islands.

****Oscinella (Oscinella) nitidissima (Meigen, 1838)***

Material Examined

Konya mountain, pasture, 1740 m (37,211412°N, 31,9501600°E), 26.ix.2007 (AO), 1♂.

Distribution

An holarctic species, widely distributed in the Palaearctic Region.

Comments

The larvae are phytophagous, developing in shoots of different grasses (Poaceae), preferably in species of *Agrostis*.

***Polyodaspis ruficornis* (Macquart, 1835)**

Loew, 1858: 69 (as *Oscinis marginata* Loew, 1858, a junior synonym; Nartshuk, 1984: 233—Turkey.

Distribution

This species is known from the Palaearctic and the Oriental regions.

Comments

The larvae develop in different substrates (Kiauka and Nartshuk, 1972).

****Polyodaspis splendida* Nartshuk, n. sp.****Material Examined**

Antalya, to NE of Bucak, River Korpü Irmagi (37,050923°N, 31,230474°E), 1.x.2007 (AO), 1♂, 3♀.

Distribution

This species is newly described below from Turkey.

****Polyodaspis sulcicollis* (Meigen, 1838)****Material Examined**

Antalya, ruins of Sillyon (36,98860°N, 30,983834°E), 2.x.2007 (AO), 1♂, 1♀; 1.iv.2008 (AO, MK), 1♂, 3♀; 3.iv.2008 (NV), 1♀.

This species is very variable in the color of the setae and setulae, which are black or white. The female collected on 2.x.2007 has all the setae and setulae white and corresponds to var. *amicalis* Becker. All other specimens have black setae and setulae.

Distribution

This species is distributed in Europe, the mediterranean subregion, and in Palaearctic Asia eastwards to Yakutia and Mongolia.

Comments

The larvae are probably saprophytophagous. The adults were reared from stems of broomrape (*Orobanche speciosa* D.C.), damaged by other insects (Martelli, 1933).

***Sabroskyina aharonii* (Duda, 1933)**

Deeming, 2011: 794.—Turkey.

Distribution

The species was previously known from Turkey to Pakistan, Africa from Egypt to Chad, Seychelles, and Cape Verde Islands.

****Tricimba albiseta* Dely-Draskovits, 1983**

Material Examined

Antalya, to NE of Bucak, river Korpü Irmagi (37,050923°N, 32,230474°E), 1.x.2007 (AO), 2♀.

Distribution

This species was described from southern Europe (Hungary, former Yugoslavia, Bulgaria).

Comments

This species is probably only a light-colored variation of *Tricimba cincta* (Meigen).

****Tricimba humeralis* (Loew, 1858)**

Material Examined

Antalya: near airport, 16.ii.2008 (NV), 2♀; ruins of Side near Selimyie (36,767178°N, 31, 39821°E), 5.x.2007 (AO), 1♂.

Distribution

A widely distributed species, recorded from the southern Palaearctic Region and the Afrotropical Region.

Comments

This species hibernates as adults, was recorded many times in houses during autumn together with *Thaumatomyia notata* Meigen, and was also found in bird nests (Krivokhatskii and Nartshuk, 2001).

SUBFAMILY CHLOROPINAE

****Assuania thalhammeri* (Strobl, 1893)**

Material Examined

Akseki pasture, 1750 m, 27.ix.2007 (NV), 1♀.

Distribution

A south Palaearctic species, known from southern Europe and North Africa to Afghanistan.

****Camarota curvipennis (Latreille, 1805)*****Material Examined**

Antalya to NE of Bucak, river Korpü Irmagi (37,050923°N, 31,230474°E), 1.x.2007 (AO), 3♂, 5♀; Antalya, Kurshunlu waterfall, 27.v.2008 (NV), 1♂, 2♀; Antakya, 10.v.2000 (FFA), 1 spm.

Distribution

This species is known almost from all Europe (except the northern parts), the Caucasus, southern part of Palaearctic Asia and North Africa.

Comments

The larvae are phytophagous, developing in shoots and ears of different cereals: barley, oat, rye, wheat, also in *Elytrigia repens* (L.) Nevski and possibly in other Poaceae.

****Cetema neglectum Tonnoir, 1921*****Material Examined**

Sakarya prov., Karasu (41,1°N, 30,7°E), 14–20.vi.2010 (NV), 1♂, 1♀; Antakya, 10.v.2000 (FFA), 3♂, 1♀.

Distribution

This species was earlier known only from Europe.

Comments

The larvae are phytophagous, developing in shoots of many grasses (Poaceae).

Chlorops fasciatus Meigen, 1830**Distribution**

A Eurasian species, known from Europe to Mongolia.

Duda, 1932–1933: 162–163 “Asia minor”, omitted in Nartshuk (1984)

****Chlorops freidmani n. sp.*****Material Examined**

Rt 32–26, 55 km S Eğirdir, 200–400 m, 6.v.2000 (FFA), 1♀; Teknepinar, 20 km W Antakya, 500 m, 10.v.2000 (FFA), 1♀.

Distribution

This species is newly described from Turkey below.

***Chlorops pallidior* Becker, 1912**

Becker, 1912: 236—Turkey, Dauda, Karaman and Durek; Nartshuk, 1984: 276— Turkey.

Distribution

The species was described from Turkey.

***Chlorops pumilionis* (Bjerkander, 1778) (The gout-fly)**

Giray, 1980: 61, citing Iyriboz and Ileri (1942).

Material Examined

Rt 32–26, 55 km S Eğirdir, 800 m, 6.v.2000 (FFA), 1 spm.

Distribution

A Eurasian species, known from Europe to Mongolia.

Comments

The larvae are phytophagous, damaging shoots and ears of wheat, and also developing in *Aegilops*.

****Cryptonevra nigratarsis* (Duda, 1933)****Material Examined**

Antalya, Side, Lake Titreyen (36,756670°N, 31,455069°E, 30.iii.2008 (AO, MK), 2♀.

Distribution

This species is known from Europe and Kazakhstan.

Comments

The larvae live as inquilines in galls of *Lipara* spp. on common reed (*Phragmites australis* (Cav.) Trin. ex Steud.).

****Diplotoxa messoria* (Fallén, 1820)****Material Examined**

Konya, mountain pasture, 1740 m (37,211412°N, 31,951600°E), 26.ix.2007 (AO), 2♀; Antalya reg., 1540 m, (40,346°N, 31,929°E), 2.ix.2009 (NV), 3♂; Alseki, 1750 m, pasture, 25.v.2008 (NV), 1♂; Kars, Bahstat Songle W Sarikani, 2100 m, 5.vii.1985 (Schacht), 1 spm. (ZSM).

Distribution

An holarctic species; in the Palearctic Region known from the British Isles to Far East Russia.

Comments

The larvae develop in stems of *Eleocharis* species (Cyperaceae). The species is found in Turkey only in mountains above 1500 m.

****Eurina ducalis* A. Costa, 1885****Material Examined**

Antalya, Side, Lake Titreyen (36,756670° N, 31,455069°E), 27.iii.2007, 31.iii.2008 (AO, NV), 3♂; Antakya, 10.v.2000 (FFA), 2 spms.

Distribution

A mediterranean species (southern Europe, Syria, Israel).

Comments

The larvae are phytophagous, forming galls on *Scirpus tuberosus* Desf. and *S. mucronatus* L. (Cyperaceae) (Kaplan, Eitam and Freidberg, 1986; Kolomoiez et al., 1989).

****Eurina triangularis* Becker, 1903****Material Examined**

Antalya, Side, Lake Titreyen, 30.iii.2007 (NV), 1♀; Antakya, 10.v.2000 (FFA), 4 spms.

Distribution

This species is known from North Africa (Egypt) and Israel.

Comments

The larvae are phytophagous, developing in stems of *Scirpus tuberosus* Desf. (Cyperaceae), without forming galls (Kaplan et al., 1986).

****Lasiosina armeniaca* Dely-Draskovits, 1979****Material Examined**

Konya reg. (37,235°N, 31,951°E), 4.ix.2009 (NV), 1♂.

Distribution

This species was described from Armenia and the Pamir Mountains.

***Lasiosina deviata* Nartshuk, 2006**

Nartshuk, 2006: 281—Turkey, 111 km SW Ansary.

Material Examined

111 km SW Ansary, 951 m. 38,19° N, 33,53° E (Gültekin), 3♂, 1♀. The holotype and 2 paratypes (1♂, 1♀) are deposited in ZIN, and a ♂ paratype is deposited in Atatürk University, Erzerum, Turkey.

Distribution

This species was described from Turkey.

Comments

The larvae live in stems of *Lepidium latifolium* L (Brassicaceae), probably being secondary invaders (Nartshuk, 2006).

****Lasiosina emiliae* Dely-Draskovits, 1982****Material Examined**

Antalya, Side, sand dune, 24.ii.2008 (NV), 1♂.

Distribution

This species was known earlier from Kazakhstan, Kirghizia, Tajikistan, and Uzbekistan.

****Lasiosina herpini* (Guérin-Ménéville, 1843)****Material Examined**

Konya reg. (37,235°N, 31,951°E), 4.ix.2009 (NV), 1♂.

Distribution

A transpalaeartic species.

Comments

The larvae develop as secondary invaders in shoots of different grasses, including cereals: rye, wheat, oat, and barley.

***Lasiosina littoralis* Becker, 1910**

Duda, 1932–1933: 139–140; Nartshuk, 1984: 294—Turkey.

Distribution

This species is known from southern Europe, Kazakhstan, and Asia Minor.

***Melanum laterale* (Haliday, 1833)**

Nartshuk, 1984: 281 — Turkey.

Distribution

A widely distributed eurasian species, known from Europe to Japan (Hokkaido).

Comments

In salt marshes the larvae develop in *Juncus gerardii* Loisel. (Juncaceae) (von Tschirnhaus, 1981)

****Meromyza femorata* Macquart, 1835****Material Examined**

Konya reg. (37,235°N, 31,951°E), 1670 m, 4.ix.2009 (NV), 1♀.

Distribution

This species was earlier known only from Europe.

Comments

The larvae are phytophagous, developing in shoots of the grass, *Dactylis glomerata* Linnaeus (Poaceae).

***Meromyza flippovi* Ozerov, 2009**

Ozerov, 2009: 127 — European part of Turkey, Byukdere.

Distribution

This species was described from the European part of Turkey (Ozerov, 2009).

****Meromyza ornata* (Wiedemann, 1817)****Material Examined**

Adiyman, 15 km NE Golbasi, 850 m, 37,5251°N, 37,4713°E 3.vi.2001 (MV), 1♂, 3♀; Bayburt Asagi Kop environ, 30 km W Bayburi, 1700 m, 12.vi.2001 (MV), 1♀.

Distribution

A widely distributed eurasian species, known from Europe to Far East Russia.

Comments

The larvae are phytophagous, developing in shoots of the grass *Deschampsia cespitosa* (L.) B.P. (Poaceae).

****Meromyza nigriventris* Macquart, 1835**

Material Examined

Antalya: Side, Lake Titreyen (36,756670°N, 31,455069°E), 27.ix.2007 (AO), 1♂; bank of river Manavgat (36,870660°N, 32,526706°E), 3.x.2007 (AO), 1♀, 4.x.2007 (NV), 1♀; north of Manavgat (36,836918°N, 31,474030°E), 29.ix.2007 (AO), 4♀; Side, sand dune, 24.ii. 2008 (NV), 2♂.

Distribution

An holarctic species: in the Palaearctic Region it is widely distributed from the British Isles to Japan; in North America it is known only from the West.

Comments

The larvae are phytophagous, developing in different cereals: wheat, barley, rye, as well as many wild grasses.

****Meromyza turcica* n. sp.**

Material Examined

Antalya, to NE of Bucak, river Korpü Irmagi (37,050923°N, 31,320474°E), 1.x.2007 (A. Ozerov), 1♂.

Distribution

This species is newly described here from Turkey.

****Meromyza variegata* Meigen, 1830**

Material Examined

NO (=NE) Türkei, Türkisch Armenien, vilayet Kars, Göli Merdenik, 2390–2600 m, 10–15.viii.1965 (Achtelig, Nauman), 1♂, 2♀ (ZSM).

Distribution

This species was previously known only from Europe.

Comments

The larvae are phytophagous and plants listed as hosts are *Dactylis glomerata* L., *Phleum pratense* L., *Alopecurus pratensis* L., *Elytrigia repens* (L.) Nevski., *Festuca pratensis* Huds., although this list requires reconfirmation.

****Metopostigma tenuiseta* (Loew, 1874)**

Material Examined

Antalya, Lake Titreyen (36,75670°N, 31,455069°E), 5.x.2007 (AO), 1♂.

Distribution

This species was earlier known from Israel, North Africa (Egypt) and the Afrotropical Region.

****Platycephala umbraculata* (Fabricius, 1798)****Material Examined**

Prov. Van, Van See E Ergis, 750 m, 9.vi.1988 (Kuhlbander), 2 spms. (ZSM).

Distribution

A widely distributed species in the Palaearctic Region, known from Europe to the Kuril Islands.

Comments

The larvae are phytophagous, developing in shoots of the common reed (*Phragmites australis* (Cav.) Trin. ex Steud.).

****Phyladelphus thalhammeri* Becker, 1910****Material Examined**

Antalya, Lake Titreyen (36,756670°N, 31,455069°E), 31.iii.2008 (AO, MK), 1♀; Antalya, to SW Manavgat (36,769977°N, 31,429475°E), 4.iv.2008 (AO, MK), 1♀.

Distribution

A mediterranean species, known earlier from southern Europe and the Caucasus.

****Thaumatomyia glabra* (Meigen, 1830)****Material Examined**

Konya, mountain pasture, 1740 m (37,11412°N, 31,951600°E), 26.ix.2007 (AO). 1♀.

Distribution

An holarctic species.

Comments

The larvae are carnivorous, living in the ground near rhizomes of plants where they feed on root aphids, especially Pemphigidae.

***Thaumatomyia notata* (Meigen, 1830)**

Nartshuk, 1984: 287–Turkey; Koçak and Kemal, 2012: Van province.

Material Examined

Antalya: E from ruins of Side near Selimyie (36,769991°N, 31,429487°E), 2.iv.2008

(AO, MK), 9♀; Side, sand dunes, 18–27.ii. and 2.iv.2008 (NV), 7♂, 12♀; Antalya reg., Lake Antalya, Side, sand dune, 24.v.2008, 2♂; Lake Titreyen, near Side, 21–25.ii.2008 (KT), 3♀. Near Side, 21–25.ii.2008 (KT), 3♀; N of Manavgat (36,836918°N, 31,474030°E), 29.ix.2007 (AO), 2♀; to NE of Bucak, river Korpü Irmagi (37,050923°N, 31,230474°E), 1.x.2007 (AO), 3♂. Konya, mountain pasture, 1740 m (37,211412°N, 31,951600°E), 26.ix.2007 (AO), 3♂; Kaiseri prov., env. salt lake (38,50°N, 35,19°E) 18.iv.2010 (NV), 1♂, 1♀; Rt 750, 20 km N Taurus, 1250 m, 9.v.2000 (FFA).

Distribution

A widespread species, recorded from the Palaearctic, Afrotropical, and Oriental Regions. In the Palaearctic Region it is known from the British Isles to Japan.

Comments

Specimens collected in April are dark colored: ocellar triangle, stripes on scutum and marks on pleura black; specimens collected in September and October are light-colored: ocellar triangle yellow, stripes on scutum and marks on pleura partly reddish-yellow or yellow.

The adults aggregate before hibernation, and search for any holes. They can invade houses in the millions in autumn (Kotrba and Nartshuk, 2009). The larvae are carnivorous, living in the ground near rhizomes of plants and feeding on root aphids.

Thaumatomyia sulcifrons (Becker, 1907)

Duda, 1932–1933: 222, Asia minor; omitted in Nartshuk (1984)

Material Examined

Antalya reg., Lake Titreyen, near Side, 21–25.ii.2008 (KT), 1♀; Ankara prov., Tuz Golu, 950 m (38,79°N, 33,6°E), 20.iv.2010 (NV), 1♂; Kaiseri prov., env. salt lake (38,50°N, 36,19°E), 18.iv.2010 (NV), 2♂, 1♀; Rt 300, 60 km NE Konya, 1000 m, 7.v.2000 (FFA), 1 spm.

Distribution

A south Palaearctic species, known from the Canary Islands to China.

Comments

The larvae are carnivorous, live in the ground near rhizomes of plants, and feed on root aphids.

DESCRIPTION OF NEW SPECIES

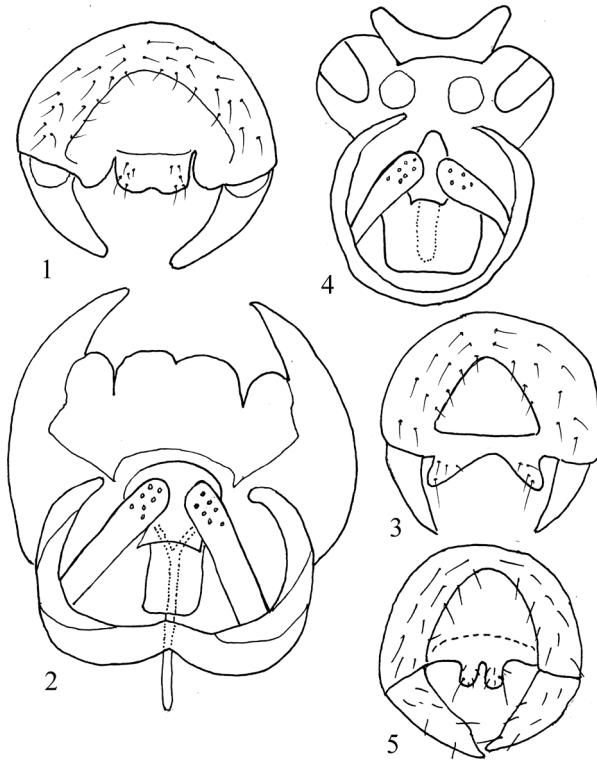
SUBFAMILY OSCINELLINAE

Polyodaspis splendida Nartshuk n. sp.

(Figs. 1, 2)

Material Examined

Holotype ♂, Turkey, Antalya, NE of Bucak, River Korpü Irmagi (37,050923°N, 31,230474°E), 1.x.2007 (A. Ozerov). Paratypes 3♀ with the same label.



Figs. 1–5. Male terminalia of *Polyodaspis* spp. 1. *P. splendida* n. sp., epandrium, dorsal view. 2. *P. splendida* n. sp., hypandrium and epandrium, ventral view. 3. *P. sulcicollis*, epandrium, dorsal view. 4. *P. sulcicollis*, hypandrium and epandrium, ventral view (specimens from Turkey). 5. *P. ruficornis*, epandrium.

The holotype and two female paratypes are deposited in ZMUM, one female paratype in ZIN.

Diagnosis

The new species shares with *P. ruficornis* Macquart the color of the body, wide basal cell of wing (*br*), numerous lateral setae and approximated apical setae on the scutellum. It is distinguished from *P. ruficornis* by the narrower facial carina between the antennae, smooth frons, smooth and shiny scutum, narrower scutellum and by the structure of the male terminalia. The frons of *P. ruficornis* is covered by small deep punctures, and the dorsal part of the facial carina between the antennae is nearly as wide as the first flagellomere; scutum and scutellum coarsely punctate, not shiny, scutellum wider. The cerci in

the male terminalia of the new species are fused; in other *Polyodaspis* species of which the structure of the male terminalia is known, the cerci are separate (Figs. 3–5).

Description

Shining, almost entirely black species.

Head: Anterior part of frons, face, antenna, anterior part of gena, palpus and legs brownish yellow. Head broader than deep and deeper than long. Frons as long as broad, smooth, shiny, without punctures. Ocellar triangle black, smooth, shiny, 0.6 length of the frons. Setae of head black and stout. Postocellar setae parallel, equal to the length of the lateral vertical setae, medial vertical seta shorter. Five orbital setae, short. Antenna within deep antennal fovea. Facial carina narrow. First flagellomere shorter than deep. Arista with very short microtrichia. Gena extending anteriorly to level of anterior margin of frons, broad and divided into silvery dusted dorsal part and shiny ventral area. Palpus large. Proboscis relatively short.

Thorax: Scutum as long as broad, its shiny surface covered with short black setulae. Scutellum nearly triangular, apical setae approximated, longer than scutellum. Lateral setae numerous (more than 8 on each side). All marginal setae on small tubercles. Postpronotal seta not developed. Pleura shiny, notopleural setae 1+2. Prescutellar dorsocentral seta longer than notopleurals.

Wing: transparent, veins yellow, cell *br* widened from level of base of vein R_1 towards apex, 1.5 times width of its basal part. Veins R_{4+5} and *M* slightly divergent. Crossvein dm-cu strongly oblique. Halteres yellow.

Legs: yellow including coxae, hind tibia darkened on tibial organ.

Abdomen: black, shiny. Female cerci black. Male terminalia (Figs. 1–2): epandrium very small, cerci fused, surstyli triangular, hypandrium open, postgonite simple and not divided. Body length 1.2 mm.

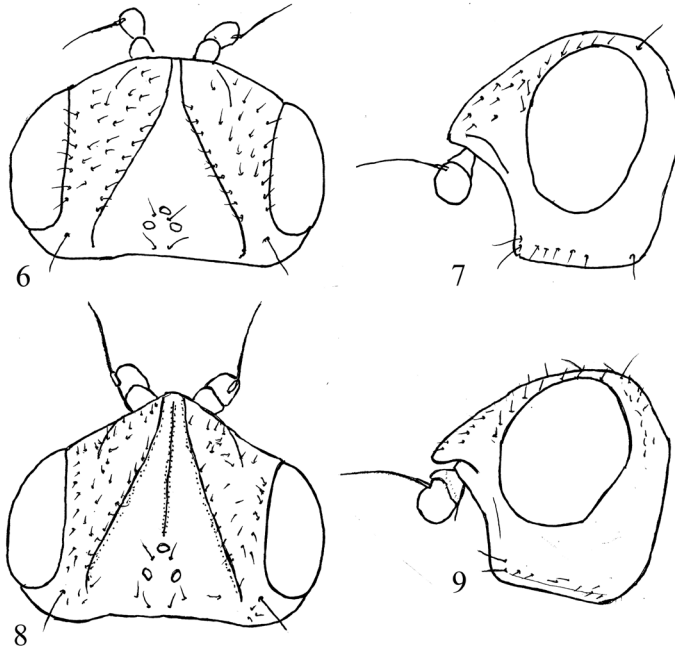
Etymology

The species epithet means shiny, as the frons and scutum of the new species are shiny, without punctures.

Comments

The new species may be included in the key to Palaearctic species of the genus *Polyodaspis* Duda (Nartshuk, 2011) by the following modification:

1. First basal cell wide in the middle. Scutellum with many lateral setae..... **2**
- First basal cell not widened. Scutellum with two lateral setae..... **3**
2. Surface of frons flat, without a swelling before ocellar triangle. Postocellar setae parallel... **2a**
- Surface of frons with a swelling before ocellar triangle. Postocellar setae slightly convergent
..... *P. convexa* Ismay and Schulten
- 2a. Surface of frons with small deep punctures, dorsal part of facial carina between antennae nearly as wide as first flagellomere, scutum and scutellum coarse punctate, not shiny, scutellum wider. Male cerci separated, not fused (Fig. 5). Palaearctic and Oriental Regions.....
..... *P. ruficornis* (Macquart)



Figs. 6–9. Head of *Chlorops* spp. 6. *C. freidmani* n. sp., dorsal view. 7. *C. freidmani* n. sp., lateral view. 8. *C. interruptus*, dorsal view. 9. *C. interruptus*, lateral view.

- Surface of frons and scutum smooth and shiny, dorsal part of facial carina between antennae narrower than first flagellomere. Male cerci fused (Fig. 1)..... *P. splendida* n. sp.

SUBFAMILY CHLOROPINAE

Chlorops freidmani Nartshuk, n. sp.

(Figs. 6, 7)

Material Examined

Holotype ♀, Teknepinar, 20 km W Antakya, 500 m, 10.v.2000 (A. Freidberg, L. Friedman and H. Ackerman). Paratype ♀, Route 32–26, 55 km S Eğıdrir, 200–400 m, 6.v.2000 (A. Freidberg, L. Friedman, and H. Ackerman). Right antenna is missing in the paratype. The holotype is deposited in TAUI. The paratype is deposited in ZIN.

Diagnosis

The new species is similar to *C. interruptus* (Meigen) (Figs. 8, 9) in having a large shining yellow ocellar triangle, a yellow spot on katapisternum, and abdominal tergites

blackish. It is distinguished from other species of *Chlorops* by the combination of black first flagellomere, darkened apical part of palpus, narrow gena, and the structure and color of the ocellar triangle.

Description

Body yellow with black stripes on scutum.

Head: (Figs. 6, 7): Frons nearly square, covered with black setulae. Ocellar triangle long, extending to anterior margin of frons, shiny yellow, laterally slightly concave, and narrow apical part longer than in *C. interruptus*. Ocellar triangle not darkened laterally and without median black line from ocellar tubercle to tip (Ocellar triangle of *C. interruptus* laterally straight and darkened, and there is a medial black line from ocellar tubercle to tip; narrow apical part shorter). Width of gena 0.33 times of the vertical diameter of eye and exceeds width of first flagellomere (In *C. interruptus* the gena is nearly half of the vertical diameter of eye). First flagellomere round, black, with yellow spot medially at base, basal segments of antenna yellow. Arista brownish. Palpus slightly blackish at tip.

Thorax: Scutum covered with black setulae and with 5 separated black dusted stripes, central stripe not extending to scutellum. Postpronotum yellow. One dorsocentral and lateral and medial postalar setae black. Scutellum semicircular, covered with black setulae. Apical setae shorter than scutellum, two pairs of lateral setae. Pleura yellow, with small black mark on anepisternum, spot on katepisternum shine yellow, 1+2 notopleural setae. Postnotum black, shiny medially.

Wing: transparent, venation typical for the genus, halter yellow.

Legs: entirely yellow.

Abdomen: slightly brownish dorsally. Body length 4 mm.

Etymology

The species epithet is composed of the names of the three collectors: Freidberg, Friedman, and Ackerman.

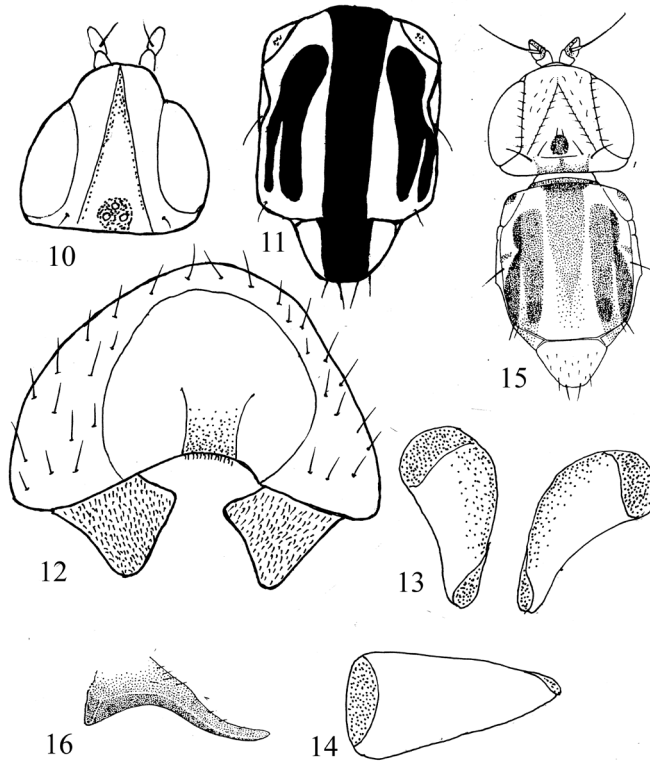
Comments

The new species may be included in the key to european species of the genus *Chlorops* Meigen (Dely-Draskovits, 1978) by the following modification:

- 92(91) Spot on katepisternum shiny yellow **92a**
 92a(92b) Ocellar triangle shiny yellow. Abdomen slightly brownish dorsally
 *Chlorops freidmani* n. sp.
 92b(92a) Ocellar triangle partly black. Abdomen yellow or with brown bands on tergites **93**

The new species may be included in the key to palaeartic species of the genus *Chlorops* Meigen (Smirnov and Fedoseeva, 1976) by the following modification:

- 55(51) Spot on katepisternum entirely yellow, red or orange **55a**
 55a (55b) Arista with short pubescence. Ocellar triangle shiny dark yellow. Abdomen slightly brownish dorsally *Chlorops freidmani* n. sp.



Figs. 10–16. Structures of *Meromyza* spp. 10–14. *M. turcica* n. sp. 15–16. *M. pleurosetosa*. 10. Head, dorsal view. 11. Scutum and scutellum, dorsal view. 12. Epandrium, dorsal view. 13. Postgonites, ventral view. 14. Postgonite, lateral view. 15. Head, scutum and scutellum, dorsal view. 16. Postgonite, lateral view. (Figs. 15, 16 after Beschovski, 1987).

55a (55b) Arista with long pubescence. Ocellar triangle black with two yellow spots. Abdomen red-brown dorsally.....*Chlorops pennatus* (Duda)

***Meromyza turcica* Nartshuk, n. sp.**

(Figs. 10–14)

Material Examined

Holotype ♂: male, Antalya, to NE of Bucak, river Korpü Irmagi (37,050923°N, 31,320474°E), 1.x.2007 (AO); deposited in ZMUM.

Diagnosis

Similar to *M. pleurosetosa* Beschovski in having some black setae on anepisternum

and palpus black apically. It is distinguished from this species by the darker color of the stripes on scutum, pleural spots, abdomen and by the thinner hind femur. The main differences are in the structure of the male terminalia. The postgonite of the new species is more massive, the posterior process is wide triangular, and the anterior process is separated from posterior, but overlies on posterior process. In *M. pleurosetosa* (Figs. 15, 16) the anterior process is not separated from the posterior and has the appearance of a small projection.

Description

Body yellow, with black stripes on scutum.

Head: (Fig. 10): retreating ventrally in lateral view. Frons longer than wide. Ocellar triangle nearly extending to anterior margin of frons, with black ocellar tubercle and darkened laterally. First flagellomere slightly longer than wide, yellow, arista yellow, nearly bare. Eye bare, the horizontal diameter longer than the vertical one. Gena wider than first flagellomere deep. Vibrissal angle obtuse. Palpus black in apical half.

Thorax: (Fig. 11): Scutum with black, dusted stripes, central stripe extending to scutellum, and scutellum with wide black stripe and black anterior angles. Postpronotum yellow, with blackish spot. Postnotum black dusted. Pleura yellow with black spots on anepimeron and meron, spot on katepimeron reddish. Anepimeron with 3 black setae.

Legs: yellow, with blackish tarsi. Hind femur 2.5 times as thick as hind tibia.

Abdomen: blackish dorsally. Male genitalia (Figs. 12–14): Epandrium yellow, with wide surstylus evenly covered with small setulae. Postgonite wide triangular, anterior process of postgonite black, not projected below posterior process. Posterior process blackish. Body length 2.5 mm.

Etymology

The species epithet is a Latin adjective referring to the location where the holotype was collected.

Comments

The new species may be included in the key to Palaearctic species of the genus *Mero-myza* Meigen (Nartshuk and Fedoseeva, 2010) by the following modification:

85(86) There are black hairs on anepisternum (in original paper error—on katepisternum!)... **85a**

85a (85b) In male genitalia postgonite more massive, the posterior process is wide triangular, the anterior process is separated from posterior, but overlies on posterior process. Stripes on scutum and spot on katepisternum darker, hind femur thinner (Figs. 10–14)... ***M. turcica* n. sp.**

85b(85a) In male genitalia postgonite slender, the anterior process is not separated from the posterior and has the appearance of a small projection (Figs. 5, 16). Stripes on scutum and spot on katepisternum not so dark, hind femur thicker ***M. pleurosetosa* Beschovski**

DISCUSSION

Only 21 species of Chloropidae were previously recorded from Turkey. The present list contains 64 species of 31 genera, including literature records. Species of all 4 subfami-

lies are present in the Turkish fauna. Forty species are recorded from Turkey for the first time, and three are described as new. Some specimens from the genera *Conioscinella* and *Dicraeus* have not been identified to species because the available material was insufficient. Based on comparisons with the Chloropidae fauna of some neighboring countries, it is assumed that the number of Chloropidae species in Turkey is much larger. Among the neighboring countries the best studied is Bulgaria (Beschovski, 1985), with 144 species. Chloropidae of other neighboring countries are insufficiently studied. Nartshuk (2010a) recorded 51 species from Greece. Georghiou (1977) and Nartshuk (1990, 2010b) treated the Chloropidae fauna of Cyprus, and a total of 20 species have been recorded. Allaverdyan (1956) recorded seven species from Armenia. The fauna of Israel is rich, with over 100 species (Kaplan (1977) 56 of them have been identified to the species level and 32 to the genus level.

The list of Chloropidae species from Turkey includes species with different ranges, most of which are Mediterranean. There are multiregional species (*Oscinella frit*, *O. nartshukiana*, *Tricimba humeralis*, *Polyodaspis ruficornis*, *Thaumatomyia notata*), Holarctic species (*Dicraeus tibialis*, *Oscinella nitidissima*, *Meromyza nigriventris*), or eurasian species (*Rhodesiella plumiger*, *Oscinella maura*, *Conioscinella frontella*, *Chlorops pumilionis*). Several species known earlier only in Europe are now known in Asia Minor (*Lasiambia brevivucca*, *Cetema neglecta*, *Meromyza femorata*, *M. variegata*).

ACKNOWLEDGMENTS

I thank the following colleagues: N.E. Vikhrev, M.G. Krivosheina, A.L. Ozerov, K.P. Tomkovich, and M.G. Volkovich from Russia, A. Freidberg, L. Friedman, and H. Ackerman from Israel, and the late W. Schacht from Germany, for allowing me to study the collections of Chloropidae from Turkey under their care. I am also grateful for the financial support from the Ministry of Education and Science of the Russian Federation, RFFI (grants 11-04-001856, 11-04-10047). I am greatly indebted to A. Freidberg for editing the manuscript, and to M. von Tschirnhaus and an anonymous referee for valuable additions and corrections.

REFERENCES

- Allaverdyan, E.B. 1956. Grassflies in the Armenian SSR. *Izvestiya Akademii nauk Armyanskoi SSR* 9(12): 99–109 (in Russian).
- Allen, A.A. 1981. The two British species of *Lasiambia* End. (Dipt., Chloropidae) in SE London. *Entomologist's Monthly Magazine* 117: 144.
- Barklay, M.V.L. 2005. An interesting insects assemblage reared from the bracket fungus *Inonotus hispidus* (Bull. ex Fr.) Karst from Hyde Park, Middlesex. *British Journal of Entomology and Natural History* 18(1): 41–44.
- Batalla, J.A. 1978. Un Diptero Cloropido, Nuevo enemigo del arroz en la zona de Sevilla. *Arroz* 17(62): 8–9.
- Becker, T. 1912. Chloropidae. Eine monographische Studie. Nachtrag. I. Paläarktische Region. *Annales Historico-naturales Musei Nationalis Hungarici* 10: 235–240.

- Beschovski, V.L. 1974. Sur la position taxonomique de *Dicraeus discolor* (Becker, 1910) (Diptera: Chloropidae) et *Tetanocera psammophila* Loew, 1862 (Diptera: Otitidae) du littoral bulgare de la Mer Noir. *Nouvelle Revue Entomologique* 4(2): 137–143.
- Beschovski, V.L. 1985. *Diptera, Chloropidae*. Sofia, *Fauna bulgarica* 14: 1–219 (in Bulgarian).
- Beschovski, V.L. 1987. *Meromyza pleurosetosa* sp. n. (Diptera: Chloropidae). *Acta Zoologica Bulgarica* 33: 68–72.
- Civelek, H.S. 2002. Two new records for the Turkish Diptera fauna from Izmir Province, Western Turkey. *Turkiye Entomoloji Dergisi* 26(4): 295–299.
- Civelek, H.S. and Tezcan, S. 2005. Some new records for Diptera fauna of Turkey and additional notes on the dipterous fauna of cherry orchards. *Turkiye Entomoloji Dergisi* 29(1): 11–16.
- Deeming, J. 1998. *Oscinella (Cyclocercula) nartshukiana* Beschovski (Chloropidae), a widespread and polyphagous species injurious to cereals and grasses. P. 45. In: Ismay, J.W. (ed.). *Fourth International Congress of Dipterology, 6–13th September 1998, Keble College, Oxford, UK, Abstracts Volume*.
- Deeming, J.C. 2003. A contribution to the knowledge of African species of *Oscinella* Becker (Diptera: Chloropidae). *Cimbebasia* 19: 81–94.
- Deeming, J.C. 2006. A new species of *Scoliophthalmus* Becker (Diptera: Chloropidae) from Turkey. *Turkiye Entomoloji Dergisi* 30(2): 83–86.
- Deeming, J. 2011. Order Diptera, family Chloropidae. In: Van Harten, A. (ed.). *Arthropod Fauna of the United Arab Emirates*, Dar al Ummah, Abu Dhabi, 4: 784–806.
- Dely-Draskovits, A. 1978. Beiträge zur Kenntnis der Europäischen Arten der Gattung Chlorops Meigen, 1803 (Diptera: Chloropidae). *Acta Zoologica Academiae Scientiarum Hungaricae*. 24(1–2): 27–140.
- Dely-Draskovits, A. 1981. Revision der paläarktischen Arten der Gattung *Aphanotrigonum* Duda, 1932, und *Aphanotrigonella* Nartshuk 1964 (Diptera: Chloropidae). *Acta Zoologica Academiae Scientiarum Hungaricae*. 27: 115–138.
- Duda, O. 1932–1933. 61. *Chloropidae*. In: Lindner, E. (ed.). *Die Fliegen der Paläarktischen Region*. Stuttgart. 6(1): 1–248 (1932—pp. 1–48, 1933—pp. 49–248).
- Georgiev, G., Ljubomirov, T., Raikova, M., Ivanov, K., and Sakalian, V. 2004. Insects inhabitants in old larval galleries of *Saperda populnea* (L.) (Coleoptera, Cerambycidae) in Bulgaria. *Journal of Pest Science* 77(4): 235–243.
- Georghiou, G.P. 1977. *The insects and mites of Cyprus*. Kiphissia, Athens, Greece. Benaki Phytopathological Institute. Pp. 3–347. 1 plate.
- Giray, H. 1980. Türkiye'nin bitki yapraklarında galeri açan böcekler faunasına ait ilk liste ile bunların konukçu ve önemlilerinin galeri şekilleri hakkında notlar. [A preliminary list of the fauna of leaf-mining insects in Turkey with notes on food-plants and types of mines of the species of economic importance] *Ege Üniversitesi Ziraat Fakültesi Yayınları* 374 (Araştırma): 1–106, Bornova-Izmir (in Turkish).
- Godfrey, A. 1998. The Diptera of Moccas Park National Reserve. *Dipterist's Digest* 5: 44–48.
- Ismay, J.W. 1981. *Dicraeus raptus* (Hal.) (Dipt., Chloropidae) associated with *Bromus ramosus* Huds. *Entomologist's Monthly Magazine* 117: 34.
- Ismay, J.W. 1991. *Dicraeus tibialis* (Macquart) (Diptera: Chloropidae) new to New Zealand. *New Zealand Entomologist* 14: 1–24.
- Ismay, J.W. 2000. The British species of *Lasiambia* Sabrosky (Diptera: Chloropidae). *Dipterist's Digest* 7: 59–70.
- Iyriboz, N. and Ileri, M. 1942. Hububat Hastalıkları. *Ziraat Vekaleti Nesriyatı, Sayı (İzmir)* 492: 1–174.

- Kaplan, F. 1977. *The Chloropidae of Israel*. M.Sc. thesis, Tel Aviv University, Department of Zoology. 2+150+2 pp. (in Hebrew, English summary).
- Kaplan, F., Eitam, A., and Freidberg, A. 1986. Biology and ecology of the genus *Eurina* (Diptera: Chloropidae) in Israel. *First International Congress of Dipterology* (Budapest, 17–24 August, 1986). Abstract volume, p. 118.
- Khalidov A.B. 1984. Nasekomye—rasrushiteli gribov [Insects damaging mushrooms]. Kasa. *Kasan University Publishing*. 151 pp.
- Kiauka, G.F. and Nartshuk, E.P. 1972 (issued 1973). On biology of grassfly *Polyodaspis ruficornis* Mcq. (Diptera, Chloropidae). *Entomologicheskoe Obozrenie* 51(4): 734–742 (in Russian). (English translation: *Entomological Review, Washington* 51(4) (1972, issued 1973): 434–438).
- Koçak, A.Ö. and Kemal, M. 2009. List of the dipteran genera and species recorded in Turkey based upon the Info-system of the Cesa. *Cesa* [= *Centre for Entomological Studies Ankara*] *News* 51: 3–106.
- Koçak, A.Ö. and Kemal, M. 2012. List of the two thousand species of the pterigot insects in Van province (East Turkey) (Results of the entomofauna project of Turkey-7). *Cesa News* 81: 1–86.
- Koçak, E., Özdemir, M., and Zlobin, V. (2009). Insects associated with the endemic species *Heraacleum platytaenium* Boiss. (Apiaceae) with new records for the Turkish Fauna. *Turkish Journal of Zoology* 33: 245–247.
- Kolomoiez, T.P., Mamaev, B.M., Zerova, M.D., Nartshuk, E.P., Ermolenko, V.M., and D'yakonchuk, L.A. 1989. Insects-gallformers of cultivates and natural growing plants of European parts of USSR. Diptera. Kiev. Naukova Dumka. 168 pp. (in Russian).
- Kotrba, M. and Nartshuk, E.P. 2009. Massenaufreten der Gemeinen Rasenhalmfliege *Thaumatomyia notata* (Diptera: Chloropidae) an Gebäuden: Determination—Biologie—Verbreitung. *Studia dipterologica* 15(1/2) (2008): 193–209.
- Krivokhatskii, V.A. and Nartshuk, E.P. 2001. Flies (Diptera)—inhabiting bird nests in the “Forest on the Vorskla River” nature reserve (Belgorod Province). *Entomologicheskoe obozrenie* 80(2): 383–397 (in Russian). (English translation: *Entomological Review, Washington* 2001, 81(2): 177–187).
- Lessmann, D. 1962. Zur Kenntnis einiger Zapfen- und Samenschädlinge der Libanonzeder (*Cedrus Libani*) in der Türkei. *Zeitschrift für angewandte Entomologie* 49: 363–371.
- Lodos, N. 1957. *Scatopse nigra* Meig. (Diptera) ve *Hemitrana bykovi* Mordvilko (Hemiptera). *Türkiye'de Yeni Bulunan iki Hububat Zararlısı* 1: 5–11 (in Turkish, with English summary). [Two new records of cereal pests in Turkey. *Ege University Studies of Faculty of Agriculture* 1. Izmir, Turkey].
- Loew, H. 1858. Zwanzig neue Dipteren. *Wiener entomologische Monatschrift* 2(3): 57–62, 65–79.
- Martelli, G.M. 1933. Primo contributo alla conoscenza di alcuni parassiti dell'Orobanche della Fava (*Orobanche speciosa* D.C.). *Bollettino del Laboratorio di Zoologia generale e agraria del R. Istituto superiore agrario in Portici* 28 (1933–1935): 11–36.
- McAlpine, J.F. 1981. Morphology and terminology—adults. Pp. 9–63. In: McAlpine, J.F., Peterson, B.V., Shewell, G.E., Teskey, H.J., Vockeroth, J.R., Wood, D.M. (coordinators). *Manual of Nearctic Diptera*, Vol. 1: 4+vi+674 pp. Research Branch Agriculture Canada Monograph 27, Ottawa.
- Nartshuk, E.P. 1964. A new genus and new species of grass flies (Diptera, Chloropidae) from Kazakhstan. *Trudy of Zoological Institute of Academy of USSR*. Leningrad. 34: 392–324 (in Russian).

- Nartshuk, E.P. 1967. Seed-feeding flies of the genus *Dicraeus* Lw. (Diptera, Chloropidae). *Entomologicheskoe obozrenie* 46(2): 415–438 (in Russian). (English translation: *Entomological Review, Washington* 46(2): 245–256).
- Nartshuk E.P. 1984. Family Chloropidae. Pp. 222–298. In: Soós, Á. and Papp, L. (eds.). *Catalogue of Palaearctic Diptera*. Akadémiai Kiadó. Budapest. Vol. 10, 402 pp.
- Nartshuk, E.P. 1990. On Chloropidae flies (Diptera) of Cyprus. *Entomologica fennica* 1: 227–232.
- Nartshuk, E.P. 2003. The type specimens of Palaearctic Chloropidae (Diptera: Cyclorrhapha) described by Van der Wulp and O. Duda in the Zoological museum in Amsterdam. *International Journal of Dipterological Research* 14(1): 29–33.
- Nartshuk, E.P. 2006. A new species of grassflies of the genus *Lasiosina* Becker from Turkey (Diptera, Chloropidae). *Zoosystematica Rossica* 14(2) (2005): 289–291.
- Nartshuk, E.P. 2010a. To the knowledge of the grassflies Diptera: Chloropidae of Greece with description of two new species. *Acta biologica bulgarica* 62(1): 61–70.
- Nartshuk, E.P. 2010b. New data on Chloropidae (Diptera: Cyclorrhapha) from Cyprus. *Russian Entomological Journal* 19(2): 143–144.
- Nartshuk, E.P. 2011. Grassflies of the family Chloropidae (Diptera) of A.P. Fedchenko's Turkestan collection with description of new taxa. *Zoosystematica Rossica* 20(2): 340–349.
- Nartshuk, E.P. and Fedoseeva, L.I. 2010. Review of grassflies of the genus *Meromyza* Meigen, 1830 (Diptera: Chloropidae) of the Palaearctic fauna with species key, analysis of synonymy, host specialization and geographical distribution Part 1. *Entomologicheskoe Obozrenie* 89(4): 890–910 (in Russian).
- Özer, M. 1976. Wheat production in Turkey. Wheat pests. *Report CENTO* (= Central Treaty Organization) Scientific Programme (Symposium 1–3 June 1976), Teheran.
- Ozerov A.L. 2009. To the knowledge of European species of the genus *Meromyza* (Diptera: Chloropidae). *Zoologicheskii Zhurnal* 88(1): 127–128 (in Russian).
- Sabrosky, C.W. 1958. A *Phragmites* gall-maker new to North America (Diptera, Chloropidae). *Proceedings of the Entomological Society of Washington* 60(5): 23.
- Smirnov, E.S. and Fedoseeva, L.I. 1976. Grassflies of the genus *Chlorops* Meigen, 1803 (Diptera: Chloropidae) of the fauna of the Soviet Union: key. *Zoologicheskii Zhurnal* 55(11): 1659–1676 (in Russian).
- von Tschirnhaus, M. 1981. Die Halm- und Minierfliegen im Grenzbereich Land-See der Nordsee. Eine ökologische Studie mit Beschreibung von zwei neuen Arten und neuen Fang- und Konservierungsmethoden (Diptera: Chloropidae et Agromyzidae). *Spixiana*. Supplement. 6: 1–416.